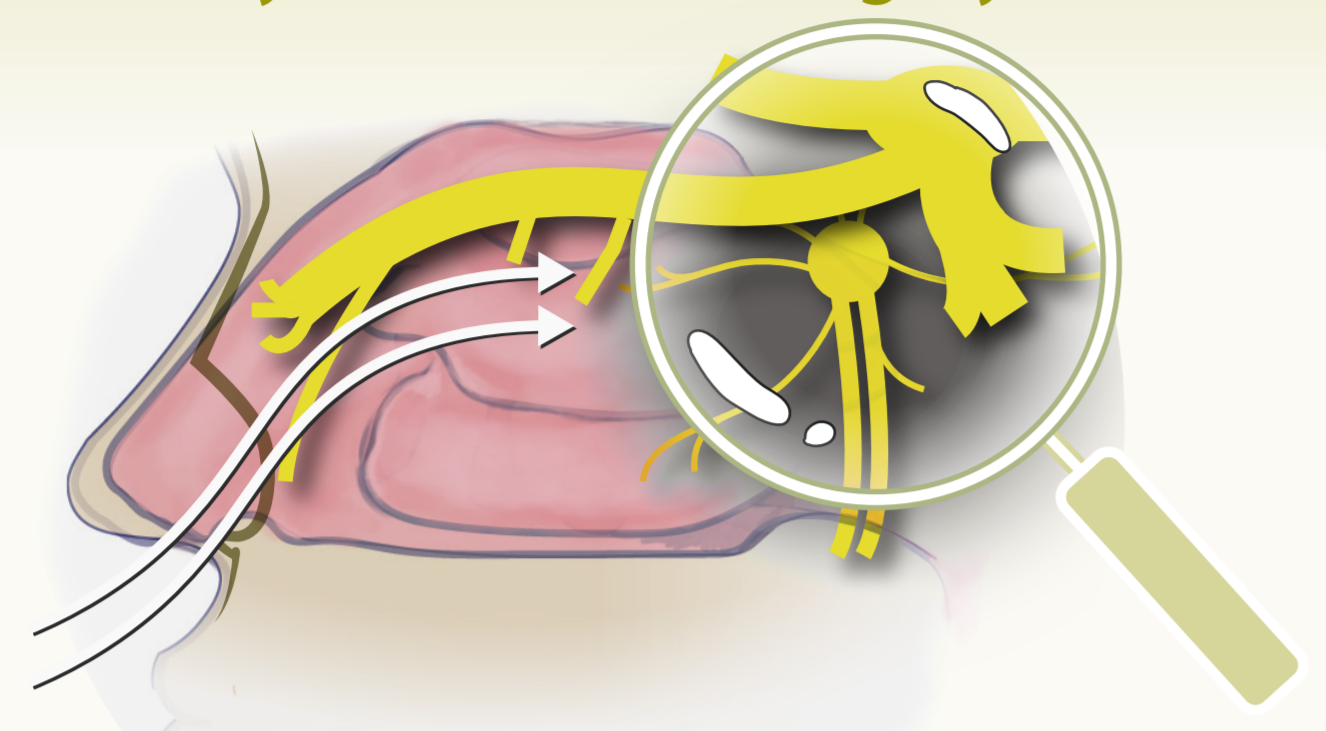




Profiling nasal trigeminal sensitivity to predict outcomes after nasal obstruction surgery

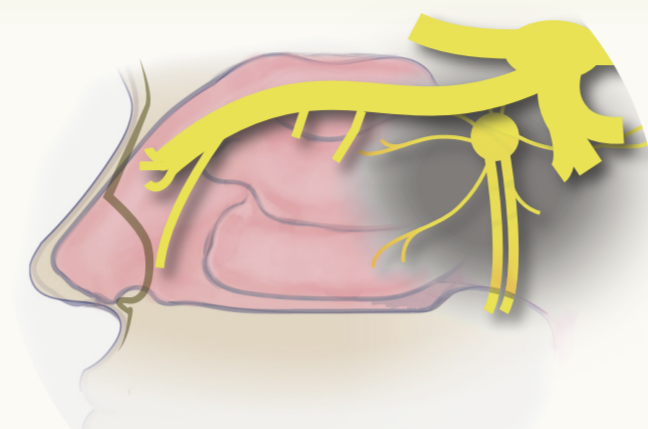

 Predicting symptom improvement after nasal airway obstruction surgery remains difficult



This study evaluated whether individual differences in **nasal chemosensory function** are associated with **subjective airflow perception** and **predict outcomes** in patients undergoing surgery for **nasal obstruction**

Results

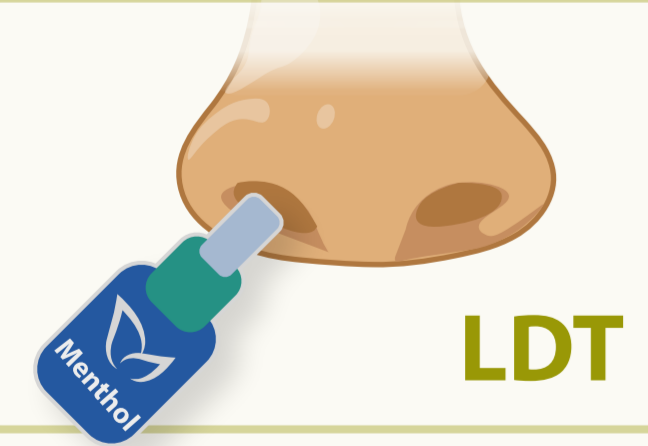




Low BAST-24 → **Greater improvement in NOSE-e** 
 → **Higher postoperative satisfaction** 



Similar baseline sensitivity


 → **Not predictive**

Prospective cohort

32 Patients **11** Controls

| | | |
|--|--|--|
|  LDT |  TRPV1/TRPM8 gene expression |  11 month follow-up |
|  BAST-24 trigeminal subtest |  NOSE-e + VAS | |

Conclusion



•The BAST-24 trigeminal test may help predict both symptom improvement and satisfaction after nasal obstruction surgery