

H.A.E. VAN DISHOECK: A CENTENNIAL (1897-1997)



Figure 1. Professor Ewout van Dishoeck (1897-1970), painted by Sierk Schröder in 1967 when leaving office as Professor of Otorhinolaryngology at the University of Leyden.

On 29 May 1997, it was 100 ago that professor H.A.E. (Ewout) van Dishoeck was born at Leyden, The Netherlands. Professor van Dishoeck (Figure 1) played a decisive role in the development of rhinology in the sixties. He founded the European Rhinologic Society (1963) and, together with Dr. Maurice Cottle, the International Rhinologic Society (1965) and, not forgetting, the journal *Rhinology* (1963). He was the first European to recognize the significance of the new concepts and techniques in functional-corrective nasal surgery that had been developed in the U.S.A. by Maurice Cottle from Chicago (Figure 2) and his associates of the American Rhinologic Society. He invited Cottle and co-workers to give courses in his brand-new clinic at Leyden in 1963, 1965 and 1966 and this had a large impact on the development of rhinology in Europe.

After having finished his medical education in Leyden Ewout van Dishoeck settled as a general practitioner in the small city of Woerden, some 20 kilometers to the west of Utrecht. His interest in research brought him to the laboratory of professor Zwaardemaker, Professor of Physiology and otorhinolaryngologist in Utrecht, who was world-famous for his research in nasal

breathing, olfaction and on hearing. After having finished his PhD-thesis (1927) with Zwaardemaker, Van Dishoeck went to the north and trained in otorhinolaryngology under Professor Benjamins, also a pupil of Zwaardemaker. Influenced by both teachers, Van Dishoeck started rhinological research. His papers on nasal resistance in breathing (1936, 1942) and electromyography of the nasal muscles (1937) are still quoted in the literature today.

After his training he started a private clinic in Amsterdam, but at the same time worked at the University Hospital directed by




Figure 2. H.A.E. van Dishoeck and M.H. Cottle at one of the legendary Cottle Courses (Cincinnati, 1964).




Figure 3. Van Dishoeck using the pneumophone, the predecessor of the present-day tympanometer (c. 1965).




Figure 5. The first issue of the journal "*International Rhinology/Rhinologie Internationale*" (July 1963).




Figure 4. The prototype of the sweep frequency audiometer or continuous audiometer (1948).

professor De Kleijn. During and after the second World War he wrote several original articles in the field of hearing and allergology. He developed the pneumophone, the predecessor of the present-day tympanometer (Figure 3), and the sweep frequency audiometer or continuous audiometer (Figure 4).

In 1951 he was appointed Professor of Otorhinolaryngology at the University of his home town Leyden. In the 16 years of his professorate he was very active and developed several initiatives, both in the field of audiology and rhinology. One of them was the foundation of the journal "*International Rhinology/Rhinologie Internationale*" (Figure 5), of which he was the first Editor until he passed away in June 1970. Later generations of otorhinolaryngologists in Western Europe have greatly profited from his efforts and are still grateful for all his work.

OBITUARY

ERMIRO ESTEVAN DE LIMA (1901–1997)

Brazilian otorhinolaryngology is mourning for professor Ermiro de Lima, who died on 25 February 1997. Born in 1901 in a small and remote village in the backlands of Pernambuco (a state in the north-east of Brazil), Ermiro finished his medical education in 1925 at Salvador (Bahia), probably the best place in Brazil for basic medical sciences in the beginning of this century. He became Associate Professor of Human Anatomy in 1928 (National Medical School, University of Brazil, Rio de Janeiro) and Full Professor in 1934 (School of Pharmacy and Odontology of Niteroi, State of Rio de Janeiro), Associate Professor of Otorhinolaryngology in 1942 (Medical School of Bahia) and Full Professor in 1959 (National Medical School, University of Brazil). He was elected a member of the National Academy of Medicine in 1963. As the Head of the ENT Department of the best hospital in Rio de Janeiro, the “*Hospital dos Servidores do Estado*”, he maintained the most important service for basic ENT-training of young doctors and post-graduation courses in Brazil from 1947 through 1962. Subsequently, his medical and teaching activities were transferred to the “*Hospital São Francisco de Assis*”.

Ermiro was in surgical practice until 1984, but he never really retired; keeping his office open for a selected group of patients, following the medical activities of the residents, advising and/or helping colleagues with his vast experience, reading regularly the main ENT journals, participating in medical meetings and courses, he was up-to-date in the speciality and working for almost all his life. Particularly devoted to anatomy and surgery, his most important scientific contributions were based in his sound knowledge of anatomy, besides logical thinking and dexterity. The utmost example of this is his world-famous transmaxillary approach to the ethmoid, sphenoid and frontal sinuses, which gave him great international prestige. Together with his close friends Juan Manuel Tato (from Argentina) and Justo Manuel Alonso (from Uruguay) Ermiro constituted during many years the much-acclaimed and beloved trio of South-American ENT.

Notwithstanding his thorough knowledge of the speciality, Ermiro was especially dedicated to otological and rhinological surgery. As a matter of fact, he was decisive in the implementation of modern rhinology in Brazil, establishing the concept of functional rhinoseptoplasty as an integral part of the regular ENT armamentarium and promoting it (together with his team: Pedro Estevan de Lima, Ermiro E. de Lima Sobrinho, and Roberto M. Neves Pinto) by means of courses and training sessions in Rio de Janeiro and other important cities. He was the first President of the Brazilian Rhinologic Society (1974-1978) and Honorary President of the Ist Brazilian and IVth International Congresses of Rhinology (Rio de Janeiro, 1977). Having an unusual interest in the many fields of human knowledge, he particularly appreciated painting, good music, literature and history. However, he was especially involved with pain-

ting and developed, although an amateur painter, an amazing mastery in making official portraits of many illustrious colleagues; the self-portrait that accompanies this obituary is a good example (Figure 1). During his life, Ermiro was awarded countless hommages, which illustrate the admiration he deserved, in his own country and abroad, as the eminent otolaryngologist that he really was. But, above all, Ermiro’s legacy includes noble feelings, true friendship, modesty in the face of fame, humility in the face of wealth or knowledge, respect for colleagues’ opinions and possible mistakes, respect for the patient (even the poorest one), and a deep love for teaching and practising medicine.

R.M. Neves Pinto
(a friend and follower of Ermiro de Lima)



Figure 1. Self-portrait of Ermiro Estevan de Lima (1901-1997)

BOOK REVIEW

RHINOLOGIC DIAGNOSIS AND TREATMENT

Th.V. McCaffrey (Editor)

412 pages with 160 illustrations. Georg Thieme Verlag, Stuttgart, Germany, 1997 (ISBN 3-13-103661-3). Retail price: DM 130.=

Rhinologic Diagnosis and Treatment is a new volume in the series *Rhinology and Sinusology*. The aim is to give an update of some new methods of nasal diagnosis as well as well-known and lesser-known techniques. In addition, less common and also more complex nasal and sinus problems are discussed. The book's 19 chapters have been divided into two major sections. The first deals with technical aspects of specific diagnostic methodologies including the diagnosis of olfactory disorders and anatomical and functional assessment of the nasal airways using rhinomanometry, acoustic rhinometry, imaging and endoscopic techniques. Two chapters deal with the structure of the nasal airway lining with regard to recent results from basic research on mucociliary

function and mucosal cytology. Allergy testing (skin testing, *in vitro* testing and nasal challenge) is also very well described. The second section of the book approaches nasal diagnosis from a disease-oriented perspective (obstructive sleep apnoea, cerebrospinal fluid, rhinorrhoea, bacterial infections, fungal infections, allergic fungal sinusitis, neoplasms, trauma and the vasculitides affecting the upper airways). The authors of the chapters are very well-known authorities from both North America and Europe. In most of the chapters, which are informing about the newest standards, the reader will find flowcharts or algorithms for practical use. Every chapter contains a condensed selection of references and excellent illustrations. In summary, this book represents a superb update of diagnosis and treatment in rhinology and seems to be a must for everyone, who is involved with rhinology, but also for those who want to know what is going on in this field.

W. Draf

MEETING CALENDAR

FUNCTIONAL ENDOSCOPIC SINUS SURGERY: BASIC AND ADVANCED TECHNIQUES

Graz, Austria, September 4-6, 1997

Language: German

Information: Prof. Dr. H. Stammberger, ENT Department, University Hospital, Auenbruggerplatz 20, A-8036 Graz, Austria. Telefax +43-316.3853425

(Note: The meeting includes laboratory dissection for a limited number of participants)

EUROPEAN ACADEMY OF FACIAL PLASTIC SURGERY IN SWITZERLAND SYMPOSIUM: RHINOPLASTY

Zürich, Switzerland, September 16-18, 1997

Organizer: D. Simmen, C. Walter, P. Hertig

Invited Speakers: T.R. Bull (UK), G. Rettinger (Germany), D.M. Toriumi (USA), G.J. Nolst-Trenité (The Netherlands)

Information: Dr. D. Simmen, ENT Department, University Hospital, Frauenklinikstrasse 24, CH-8091 Zürich, Switzerland. Telefax +41-1.254556

EUROPEAN ACADEMY OF FACIAL PLASTIC SURGERY IN SWITZERLAND SYMPOSIUM: PROFILEPLASTY AND FACIAL REJUVENATION

Vevey, Switzerland, September 19-20, 1997

Organizer: D. Simmen, C. Walter, P. Hertig

Invited Speaker: F.M. Kamer

Faculty (EAFS): F. Bootz, T.R. Bull, F. Distant, R. Drommer, A. Fratila, G.J. Nolst-Trenité, G.F. Meillard, R. Meyer, J. Petres, J. Soudant, M.P. Stearns, H.D. Vuyk, Th. Wälli, L. Wiest

Information: Dr. P. Hertig, Rue du Clos 5, CH-1800 Vevey, Switzerland. Telefax +41-21.9217097

1st CROATIAN INTERNATIONAL RHINOSURGICAL AUTUMN SCHOOL CIRAS (under the auspices of the European Rhinologic Society)

Slavonski Brod, Croatia, September 21-25, 1997

Course Director: Prof. R. Mladina

Faculty: E.B. Kern (Rochester, USA), J.M. Klossek (Poitiers, France), J. Fabra (Barcelona, Spain), S. Elwany (Alexandria, Egypt), R. Mladina (Zagreb, Croatia)

Information: Prof. R. Mladina, Hrastik 11a, 10000 Zagreb, Croatia. Telefax +385-1.4807123

(Note: The number of participants is limited)

IMAGE-GUIDED FUNCTIONAL ENDOSCOPIC SINUS SURGERY COURSE

Savannah, Georgia, USA, October 2-4, 1997

Course Director: F.A. Kuhn

Information: Ms. S. Johnson (RN, MSA), Memorial Medical Center, P.O. Box 23089, Savannah, GA 31403-3089, USA. Tel. +1-912.3507365; telefax +1-912.3508998

AN ENDOSCOPIC APPROACH TO RHINOSINUSITIS

London, United Kingdom, October 8-11, 1997

Course Organisers: V.J. Lund, I.S. Mackay, G.K. Scadding

Information and Registration: Institute of Laryngology and Otology, 330-332 Gray's Inn Road, London WC1X 8EE, United Kingdom. Tel. +44-171.9151514; teelfax +44-171.8379279

(Note: Applications should be submitted by the end of August; the number of participants is strictly limited)

AGING FACE '97

Indianapolis, USA, October 15-17, 1997

Course Directors: S.W. Perkins, W.K. Dyer II

Information: AAFPRS Foundation, Meetings Department, 1110 Vermont Avenue, Suite 220, Washington, DC 20005-3522, USA. Tel. +1-202.8424500; telefax +1-202.3711514

XXV COURSE ON DISSECTION AND MICROSURGERY OF THE PARANASAL SINUSES

Barcelona, Spain, October 22-24, 1997

Language: Spanish

Information: Garcia-Ibañez Otologic Institute, Dr. Roux Street 91, E-08017 Barcelona, Spain. Tel. +34-3.2050204; telefax +34-3.2054367

4th INTERNATIONAL COURSE IN MODERN RHINOPLASTY TECHNIQUES

Amsterdam, The Netherlands, October 23-25, 1997

Teachers of Honour: Mr. T. Bull, Prof. R. Meyer, Prof. C. Walter

Information: Dr. G.J. Nolst Trenité, ENT Department, Academic Medical Center, University of Amsterdam, Meibergdreef 9, NL-1105 Amsterdam. Tel. +31-20.5663889; telefax +31-20.6913850

(Note: This course includes the symposium "The Ultimate European Experience in Rhinoplasty" on Saturday 25 October)

ADVANCED TECHNIQUES IN ENDOSCOPIC SINUS SURGERY

Philadelphia, USA, October 30-November 1, 1997

Course Directors: D.W. Kennedy, D.C. Lanza, S.J. Zinreich*Topics:* Hands-On Laboratory Dissections, Powered Instrumentation, Frontal Sinus Surgery, New Technologies*Information and Registration:* Ms. M. Stein, Office of External Affairs, Department of Otorhinolaryngology/Head and Neck Surgery, University of Pennsylvania Medical Center, 5 Ravdin @ 3400 Spruce Street, Philadelphia, PA 19104, USA. Tel. +1-215.6622137; telefax +1-215.3495977

35th ANNUAL ART OF RHINOPLASTY COURSE

San Francisco, USA, October 31-November 3, 1997

Course Director: L. Bernstein*Information:* Dr. L. Bernstein, Institute of Facial Plastic Surgery, 77 Scripps Drive, Suite 105, Sacramento, CA 95825, USA. Tel. +1-916.9230820; telefax +1-916.9230892

9th COURSE IN RHINODIAGNOSIS AND FUNCTIONAL-AESTHETIC NASAL SURGERY

Münster, Germany, November 6-8, 1997

Information: Prof. dr. W. Stoll, Universitäts-HNO-Klinik, Kardinal-von-Galen-Ring 10, D-48129 Münster, Germany. Tel. +49-251.8356803 (or: +49-251.8356850; Ms. Schäpers); telefax +49-251.8356812

20th ALL-INDIA RHINOPLASTY COURSE (under the auspices of the All-India Rhinology Society)

New Delhi, India, November 9-11, 1997

Information: Dr. V.P. Sood (Course Director), 703 Surya Kiran, 19 Kasturba Gandhi Marg, New Delhi 110001, India. Tel. +91-11.3317522 (or: 3317523)

2nd INTERNATIONAL COURSE ON LASERS IN OTOLARYNGOLOGY/HEAD AND NECK SURGERY

Berlin, Germany, November 12-15, 1997

Chairmen: H. Scherer, S. Jovanovic*Information:* Mrs. Arndt, ENT Secretariat, University Medical Center Benjamin Franklin, Free University of Berlin, Hindenburgdamm 30, D-12200 Berlin, Germany. Telefax +49-30.84454460

JOURNÉES EXCEPTIONNELLES DE RHINOLOGIE PRATIQUE (on the occasion of the 10th Anniversary of Association SINUS)

L'île de La Martinique, Antilles, November 22-30, 1997

Language: French*Organizer and Information:* Dr. V. Bouton, Association SINUS, 390 Avenue du Général Leclerc, F-77190 Dammarie-Lès-Lys, France. Tel. +33-64370824; telefax +33-64370936

9th ENDOSCOPIC SINUS SURGERY COURSE

Preet Vihar, India, January 5-6, 1998

Information: Dr. V.P. Sood (Course Director), 703 Surya Kiran, 19 Kasturba Gandhi Marg, New Delhi 110001, India. Tel. +91-11.3317522 (or: 3317523)

4th SCIENTIFIC MEETING OF THE PAN-AFRICAN FEDERATION OF OTORHINOLARYNGOLOGICAL SOCIETIES & 6th SCIENTIFIC CONFERENCE OF THE KENYA EAR NOSE AND THROAT SOCIETY

Nairobi, Kenya, June 7-10, 1998

Information: Dr. I.M. Macharia, P.O. Box 51659, Nairobi, Kenya. Tel. +254-2.715972 (or: 726506); telefax +254-2.710068 (or: 714385)

7th INTERNATIONAL CONGRESS OF PAEDIATRIC OTORHINOLARYNGOLOGY

Helsinki, Finland, June 7-10, 1998

Information: Dr. P. Karma or Dr. H. Ramsay, ENT Department, Helsinki University Central Hospital, Haarmaninkatu 4 E, FIN-00290 Helsinki, Finland. Tel. +358-9.4713019; telefax +358-9.4715010

1st WORLD CONGRESS OF OTORHINOLARYNGOLOGIC ALLERGY, ENDOSCOPY AND LASER SURGERY

Athens, Greece, June 25-27, 1997

Information: J. Iliacopoulos, Nereus Tours, Congress & Conference Department, 2 Afentouli Street, 18536 Piraeus, Greece. Tel. +30-1.4524842; telefax +30-1.4182308

2nd SYMPOSIUM ON MINIMALLY INVASIVE TECHNIQUES AND IMAGE-GUIDED SURGERY IN ENT AND SKULL BASE SURGERY

Toulouse, France, July 2-4, 1998

Organizers: Prof. B. Fraysse, Prof. E. Serrano*Information:* Ms. G. Bouissou, ENT Department, Clinique Dieulafoy, CHU Purpan, F-31059 Toulouse cedex, France. Tel. +33-61772401; telefax +33-61493644 (E-mail: fraysse@mail.cict.fr)

17th CONGRESS OF THE EUROPEAN RHINOLOGIC SOCIETY AND XVII ISIAN

Vienna, Austria, July 28-August 1, 1998

Organizer: Prof. Dr. H. Stammberger*Information:* Scientific Secretariat 17th ERS/ISIAN Meeting (attn. Prof. H. Stammberger), Department of General ENT/Head and Neck Surgery, University Medical School, Auenbruggerplatz 20, A-8036 Graz, Austria. Telefax +43-316.3853425

3rd SYMPOSIUM ON EXPERIMENTAL RHINOLOGY AND IMMUNOLOGY OF THE NOSE

Ghent, Belgium, November 12-14, 1998

Organizing Committee: C. Bachert, P. Van Cauwenberge, W.J. Fokkens, N. Mygind*Information:* Meeting Secretariat Semico nv, Lange Kruisstraat 12D, B-9000 Ghent, Belgium. Tel. +32-9.2338660; telefax +32-9.2338597 (E-mail: Serin@semico.be; Internet-info: <http://www.semico.be/>)

4th INTERNATIONAL ADVANCED ENDOSCOPIC SINUS SURGERY SYMPOSIUM

London, United Kingdom, March 21-25, 1999

Course Organisers: Prof. V. Lund, Mr. I.S. Mackay*International Advisers:* D. Kennedy, H. Stammberger*Information:* Ms. A. Laman, 55 Harley Street, London W1N 1DD, United Kingdom. Tel. +44-171.5805070; telefax +44-171.3235401 (E-mail: Ian.S.Mackay@btinternet.com)